

TECHNICAL MANUAL

ORGANIZATIONAL, DIRECT SUPPORT, AND
GENERAL SUPPORT MAINTENANCE REPAIR
PARTS AND SPECIAL TOOLS LISTS
(INCLUDING DEPOT MAINTENANCE REPAIR
PARTS AND SPECIAL TOOLS)

FOR

RECORDER-REPRODUCER SET,
SOUND AN/TNH-23A
(NSN 5835-01-047-8343)

**ORGANIZATIONAL, DIRECT SUPPORT, AND GENERAL SUPPORT
MAINTENANCE REPAIR PARTS AND SPECIAL TOOLS LISTS
(INCLUDING DEPOT MAINTENANCE REPAIR PARTS
AND SPECIAL TOOLS)
FOR
RECORDER-REPRODUCER SET, SOUND
AN/TNH-23A
(NSN 5835-01-047-8343)
Current as of 9 May 1983**

REPORTING ERRORS AND RECOMMENDING IMPROVEMENTS
 You can help improve this manual. If you find any mistakes or if you know of a way to improve the procedures, please let us know. Mail your letter, DA Form 2028 (Recommended Changes to Publications and Blank Forms), or DA Form 2028-2 located in the back of this manual direct to Commander, US Army Communications-Electronics Command and Fort Monmouth, ATTN: DR-SEL-ME-MP, Fort Monmouth, NJ 07703.
 In either case, a reply will be furnished direct to you.

Table of Contents

		Page	Illus Figure
SECTION	I. Introduction.....	1	
	II. Repair Parts List	5	
GROUP	00 Recorder-Reproducer Set, Sound AN/TNH-23A	5	1
	01 Prime Recorder MB-50AE	9	2
	0101 Variable Resistor	13	3
	0102 Motor	15	4
	0103 Reel Spindle	17	5
	0104 Capstan.....	19	6
	0105 Cassette Carrier Assembly	23	7
	0106 Record/Playback Head Assembly.....	25	8
	0107 Chassis Assembly.....	27	9
	02 SCR 1729 Central Control Unit (No parts authorized)		
	03 Stenomask.....	29	10
	04 BM-15AE Portable Recorder (No parts authorized)		
	05 HU-50 Hand Control Unit (No parts authorized)		
	06 Control Unit, Foot.....	31	11
SECTION	III. Special Tools List (Not applicable)		
	IV. National Stock Number and Part Number Index.....	32	

SECTION I

INTRODUCTION

1. Scope

This manual lists spares and repair parts; special tools; special test, measurement, and diagnostic equipment (TMDE), and other special support equipment required for performance of organizational, direct support, and general support maintenance of the AN/TNH-23A. It authorizes the requisitioning and issue of spares and repair parts as indicated by the source and maintenance codes.

2. General

This Repair Parts and Special Tools List is divided into the following sections:

a. *Section II. Repair Parts List.* A list of spares and repair parts authorized for use in the performance of maintenance. The list also includes parts which must be removed for replacement of the authorized parts. Parts lists are composed of functional groups in numeric sequence, with the parts in each group listed in figure and item number sequence.

b. *Section III. Special Tools List.* Not applicable.

c. *Section IV. National Stock Number and Part Number Index.* A list, in National item identification number (NIIN) sequence, of all National stock numbers (NSN) appearing in the listings, followed by a list, in alphabetic sequence, of all part numbers appearing in the listings. National stock numbers and part numbers are cross-referenced to each illustration figure and item number appearance.

3. Explanation of Columns

a *Illustration.* This column is divided as follows:

(1) *Figure number.* Indicates the figure number of the illustration on which the item is shown.

(2) *Item number.* The number used to identify item called out in the illustration.

b. *Source, Maintenance, and Recoverability (SMR) Codes.*

(1) *Source code.* Source codes indicate the manner of acquiring support items for maintenance, repair, or overhaul of end items. Source codes are entered in the first and second positions of the Uniform SMR Code format as follows:

<i>Code</i>	<i>Definition</i>
-------------	-------------------

PA- Item procured and stocked for anticipated or known usage.

XA- Item is not procured or stocked because the requirements for the item will result in the replacement of the next higher assembly.

XB- Item is not procured or stocked. If not available through salvage, requisition.

NOTE

Cannibalization or salvage may be used as a source of supply for any items source coded above except those coded XA and aircraft support items as restricted by AR 750-1.

(2) *Maintenance code.* Maintenance codes are assigned to indicate the levels of maintenance authorized to USE and REPAIR support items. The maintenance codes are entered in the third and fourth positions of the Uniform SMR Code format as follows:

(a) The maintenance code entered in the third position will indicate the lowest maintenance level authorized to remove, replace, and use the support item. The maintenance code entered in the third position will indicate one of the following levels of maintenance:

<i>Code</i>	<i>Application/Explanation</i>
-------------	--------------------------------

O- Support item is removed, replaced, used at the organizational level.

H- Support item is removed, replaced, used at the general support level.

D- Support items that are removed, replaced, used at depot, mobile depot, specialized repair activity only.

(b) The maintenance code entered in the fourth position indicates whether the item is to be repaired and identifies the lowest maintenance level with the capability to perform complete repair (i.e., all authorized maintenance codes:

<i>Code</i>	<i>Application/Expimation</i>
-------------	-------------------------------

O- The lowest maintenance level capable of complete repair of the support item is the organizational level.

H- The lowest maintenance level capable of complete repair of the support item is the general support level.

D- The lowest maintenance level capable of complete repair of the support item is the depot level.

Z- Nonreparable. No repair is authorized.

(3) *Recoverability code.* Recoverability codes are assigned to support items to indicate the disposition action on unserviceable items, The recoverabil-

ity code is entered in the fifth position of the Uniform SMR Code format as follows:

Recoverability codes

Definition

Z- Nonreparable item. When unserviceable, condemn and dispose at the level indicated in position 3.

O- Repairable item. When uneconomically repairable, condemn and dispose at organizational level.

D- Repairable item. When beyond lower level repair capability, return to depot, Condemnation and disposal not authorized below depot level.

c. *National Stock Number*. Indicates the National stock number assigned to the item and will be used for requisitioning purposes.

d. *Federal Supply Code for Manufacturer (FSCM)*. The FSCM is a 5-digit numeric code listed in SB 708-41/42 which is used to identify the manufacturer, distributor, or Government agency, etc.

e. *Part Number*. Indicates the primary number used by the manufacturer (individual, company, firm, corporation, or Government activity), which controls the design and characteristics of the item by means of its engineering drawings, specifications, standards, and inspection requirements to identify an item or range of items.

NOTE

When a stock numbered item is requisitioned, the repair part received may have a different part number than the part being replaced.

f. *Description*. Indicates the Federal item name and, if required, a minimum description to identify the item.

g. *Unit of Measure (U/M)*. Indicates the standard of the basic quantity of the listed item as used in performing the actual maintenance function. This measure is expressed by a two-character alphabetical abbreviation (e.g., ea. in, pr, etc). When the unit of measure differs from the unit of issue, the lowest unit of issue that will satisfy the required units of measure will be requisitioned.

h. *Quantity Incorporated in Unit*. Indicates the quantity of the item used in the breakout shown on the illustration figure, which is prepared for a functional group, subfunctional group, or an assembly.

4. Special Information

a The following publications pertain to the AN/TNH-23A and its components:

TM 11-5835-251-14, Recorder-Reproducer Set, Sound, AN/TNH-23A.

b. National stock numbers (NSN's) that are missing from P source coded items have been applied for and will be added to this TM by future change/revision when they are entered in the Army Master Data File (AMDF). Until the NSN's are established and published, submit exception requisitions to Commander, US Army Communications-Electronics Command and Fort Monmouth, ATTN: DR-SEL-MM, Fort Monmouth, NJ 07703 for the part required to support your equipment.

5. How to Locate Repair Parts

a. When National stock number or part number is unknown.

(1) *First*. Using the table of contents, determine the functional group within which the item belongs. This is necessary since illustrations are prepared for functional groups and listings are divided into the same groups.

(2) *Second*. Find the illustration covering the functional group to which the item belongs.

(3) *Third*. Identify the item on the illustration and note the illustration figure and item number of the item.

(4) *Fourth*. Using the Repair Parts Listing, find the figure and item number noted on the illustration.

b. When National stock number or part number is known.

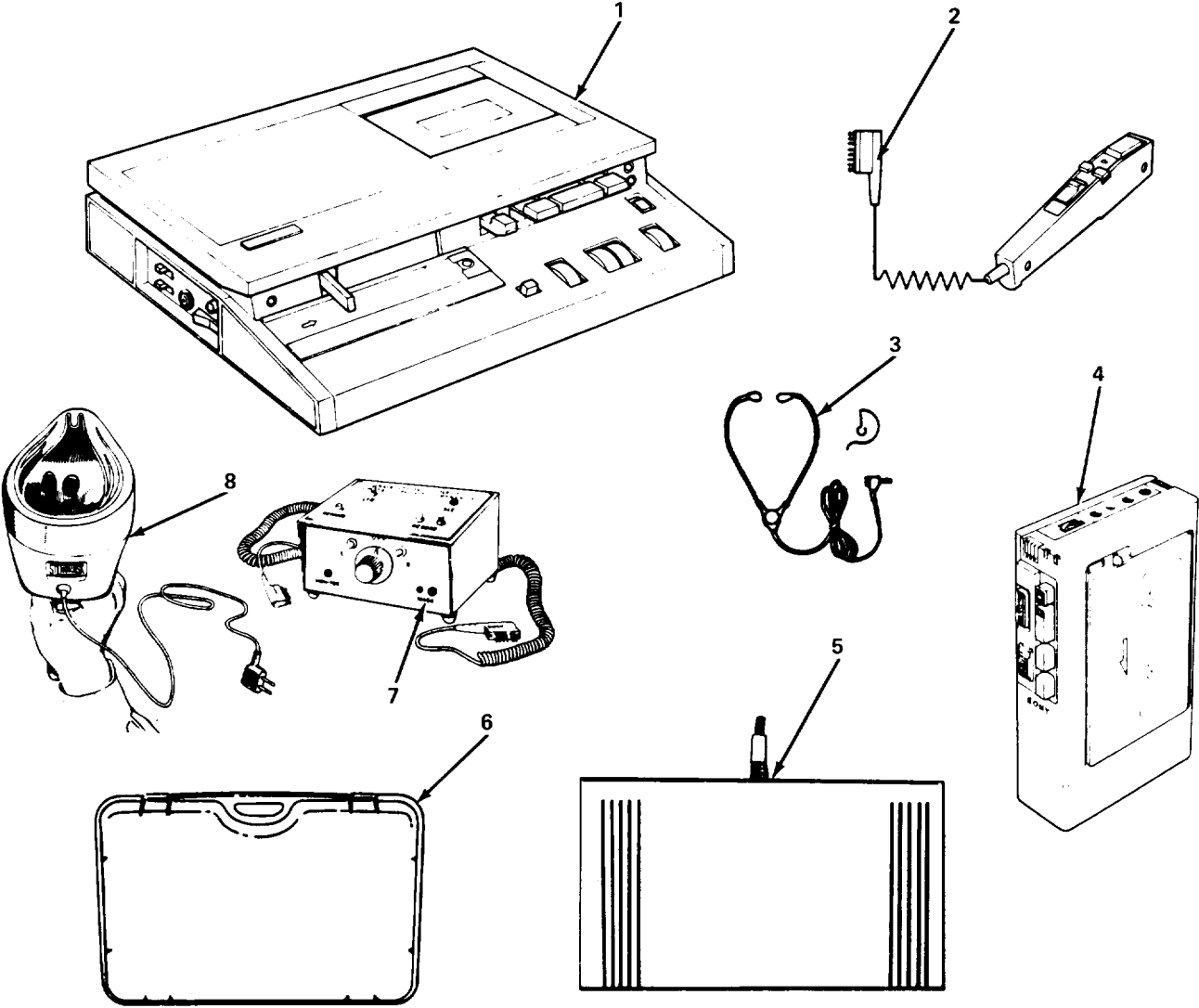
(1) *First*. Using the Index of National Stock Numbers and Part Numbers, find the pertinent National stock number or part number. This index is in N I IN sequence followed by a list of part numbers in alphameric sequence, cross-referenced to the illustration figure number and item number.

(2) *Second*. After finding the figure and item number, locate the figure and item number in the repair parts list.

6. Abbreviations

Not applicable

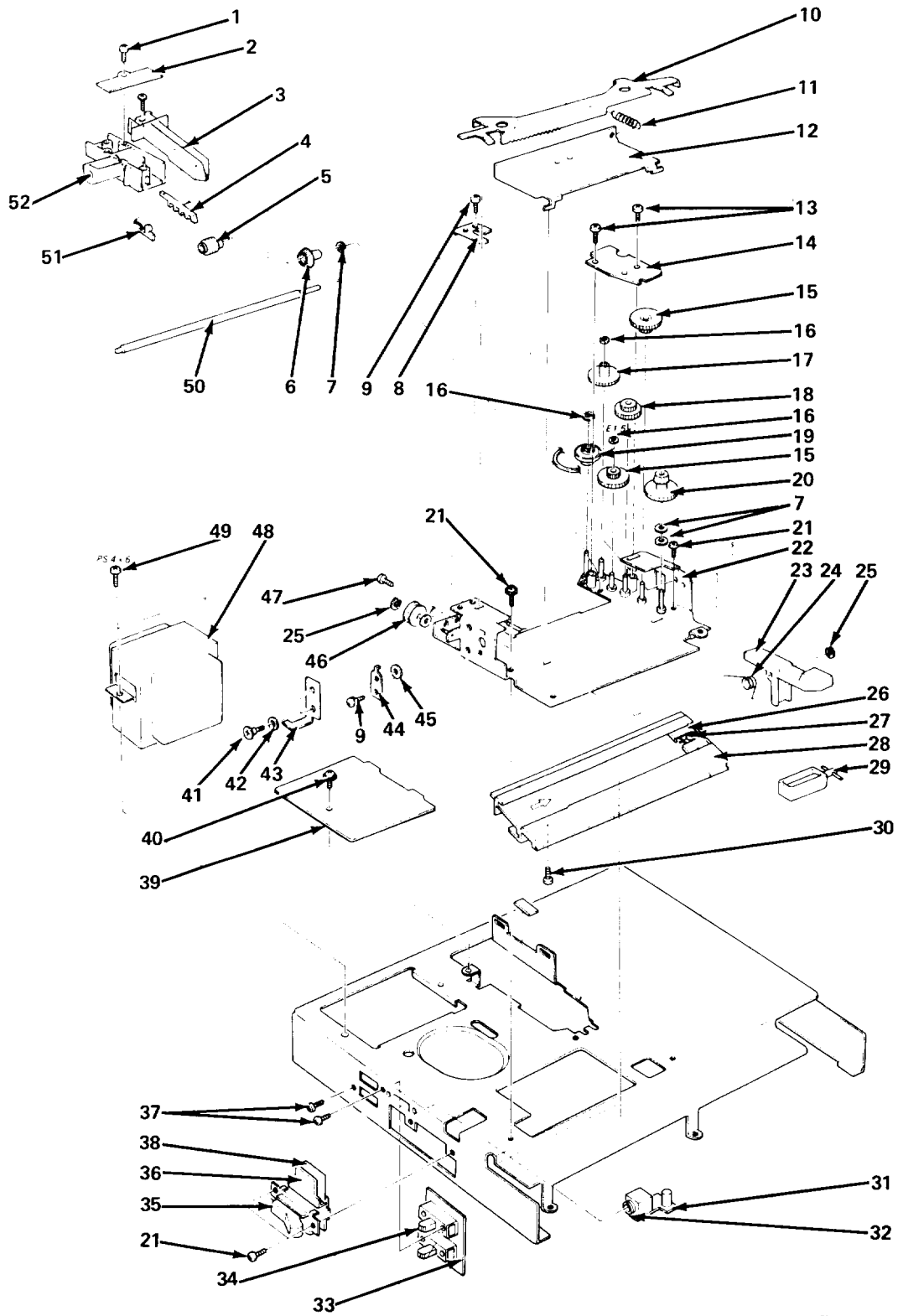
(Next printed page is 4)



EL8L1001

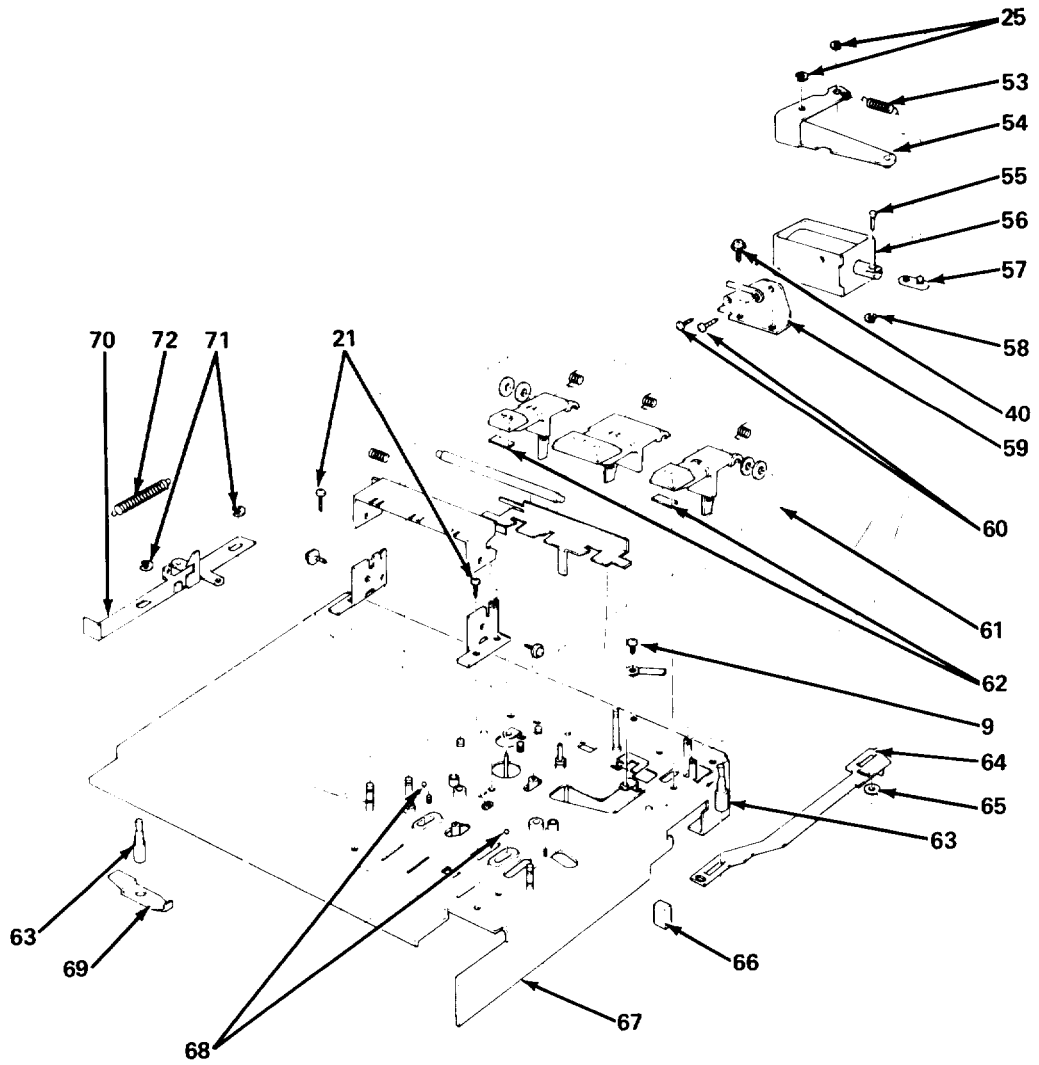
Figure 1. Recorder-Reproducer Set, Sound AN/TNH-23A.

(1) ILLUSTRATION (A) FIG NO	(2) (B) ITEM NO	(3) SMR CODE	(4) NATIONAL STOCK NUMBER	(5) FSCM PART NUMBER	(6) DESCRIPTION	(7) USABLE ON CODE U/M	(8) QTY INC IN UNIT
GROUP 00 RECORDER-REPRODUCER SET, SOUND							
AN/TNH-23A							
1	1	XBHHD	S0482	BM50AE	RECOREDER, PRIME	EA	2
1	2	XBDZZ	S0482	HU-50	CONTROL UNIT, HAND	EA	1
1	3	PAOZZ	S0482	DE-35	HEADSET, ELECTRICAL	EA	1
1	4	PAOZZ	S0482	BM-45AE	CORD, POWER, ELECTRI	EA	1
1	5	XBOOO	S0482	FS-35	CONTROL UNIT, FOOT	EA	1
1	6	XBOZZ	S0482	1729-C	CASE	EA	1
1	7	XBOZZ	S0482	SCR-1729	CONTROL UNIT, CTL	EA	1
1	8	XBOOO	96642	50	STENOMASK	EA	1



EL8LI002

Figure 2. Prime Recorder BM-50AE (Sheet 1 of 2).



EL8LI003

Figure 2. Prime Recorder BM-50AE (Sheet 2 of 2).

SECTION II

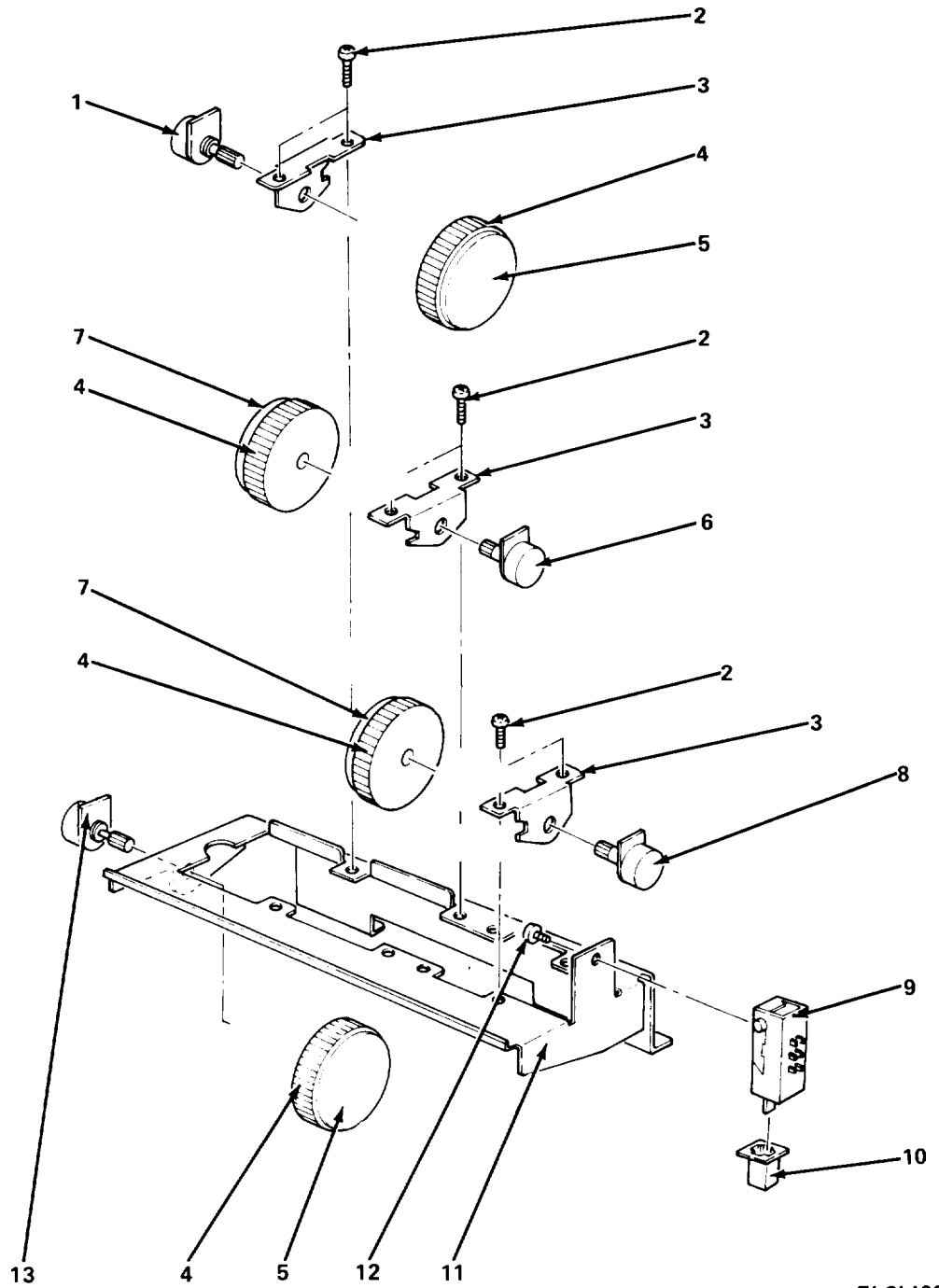
CAGEC PART NUM STOCK NUM FIG

ITEM

GROUP 01 PRIME RECORDER BM-50AE

2	1	PADZZ		S0482	P3X8	SCREW,TAPPING,THRE	EA	1
2	2	XBDZZ		S0482	1-600-007-00	PCB,THERMAL HEAD	EA	1
2	3	XBDZZ		S0482	3-553-349-00	POINTER	EA	1
2	4	XBDZZ		S0482	3-553-344-00	CLAMP,HOLDER	EA	1
2	5	PADZZ		S0482	3-143-167-00	MOTOR,ASSEMBLY,ELE	EA	1
2	6	XBDZZ		S0482	3-143-149-00	GEAR	EA	1
2	7	XBDZZ		S0482	3-701-437-11	WASHER,PLASTIC	EA	3
2	8	XBDZZ		S0482	3-553-345-00	SPRING	EA	1
2	9	PADZZ		S0482	B2.6X4	SCREW,SELF LOCKING	EA	2
2	10	XBDZZ		S0482	3-546-722-00	RACK,DRIVE	EA	1
2	11	XBDZZ		S0482	2-080-623-00	SPRING	EA	1
2	12	XBDZZ		S0482	X-3553-310-0	PLATE ASSY,DRIVE	EA	1
2	13	PADZZ	5305-01-149-5373	S0482	B2.6X5	SCREW,SELF LOCKING	EA	2
2	14	XBDZZ		S0482	1-600-008-00	PCB,SDME	EA	1
2	15	XBDZZ		S0482	3-143-140-00	GEAR	EA	1
2	16	XBDZZ		S0482	E1.5	RING,RETAINING	EA	2
2	17	XBDZZ		S0482	3-143-139-00	GEAR	EA	1
2	18	XBDZZ		S0482	3-553-387-00	GEAR	EA	1
2	19	XBDZZ		S0482	3-553-386-00	PULLEY,INDICATOR	EA	1
2	20	XBDZZ		S0482	X-3143-035-0	GEAR ASST	EA	2
2	21	PADZZ		S0482	PTP2.6X5	SCREW,TAPPING,THRE	EA	2
2	22	XBDZZ		S0482	X-3553-314-0	CASE ASSY,INDICATOR	EA	1
2	23	XBDZZ		S0482	3-143-158-00	BUTTON,EJECT	EA	1
2	24	XBDZZ		S0482	3-143-159-00	SPRING,BUTTON	EA	1
2	25	XBDZZ		S0482	E2	RING,RETAINING	EA	4
2	26	XBDZZ		S0482	3-143-235-00	CLIP,CARD	EA	1
2	27	PADZZ		S0482	B2.6X6	SCREW,SELF LOCKING	EA	1
2	28	XBDZZ		S0482	3-533-354-00	HOLDER,CARD	EA	1
2	29	XBDZZ		S0482	1-454-179-00	SOLENOID,PLUNGER	EA	1
2	30	PADZZ	5305-01-149-5373	S0482	B2.6X5	SCREW,SELF LOCKING	EA	1
2	31	XBDZZ		S0482	1-600-004-00	JACK BD,MONITOR	EA	1
2	32	XBDZZ		S0482	1-507-285-00	JACK,EARPHONE	EA	1
2	33	XADZZ		S0482	1-600-005-00	SWITCH BOARD	EA	1
2	34	PADZZ		S0482	1-516-777-XX	SWITCH,SLIDE	EA	1
2	35	PADZZ		S0482	1-514-655-71	SWITCH,SLIDE	EA	1
2	36	XBDZZ		S0482	1-231-325-00	SPARK SUPPRESSOR	EA	1
2	37	PADZZ		S0482	P2.6X5	SCREW,TAPPING,THRE	EA	2
2	38	XADZZ		S0482	1-600-009-00	BOARD,POWER SWITCH	EA	1
2	39	PAOZZ		S0482	A-3079-059-A	PRINTED CIRCUIT BD	EA	1

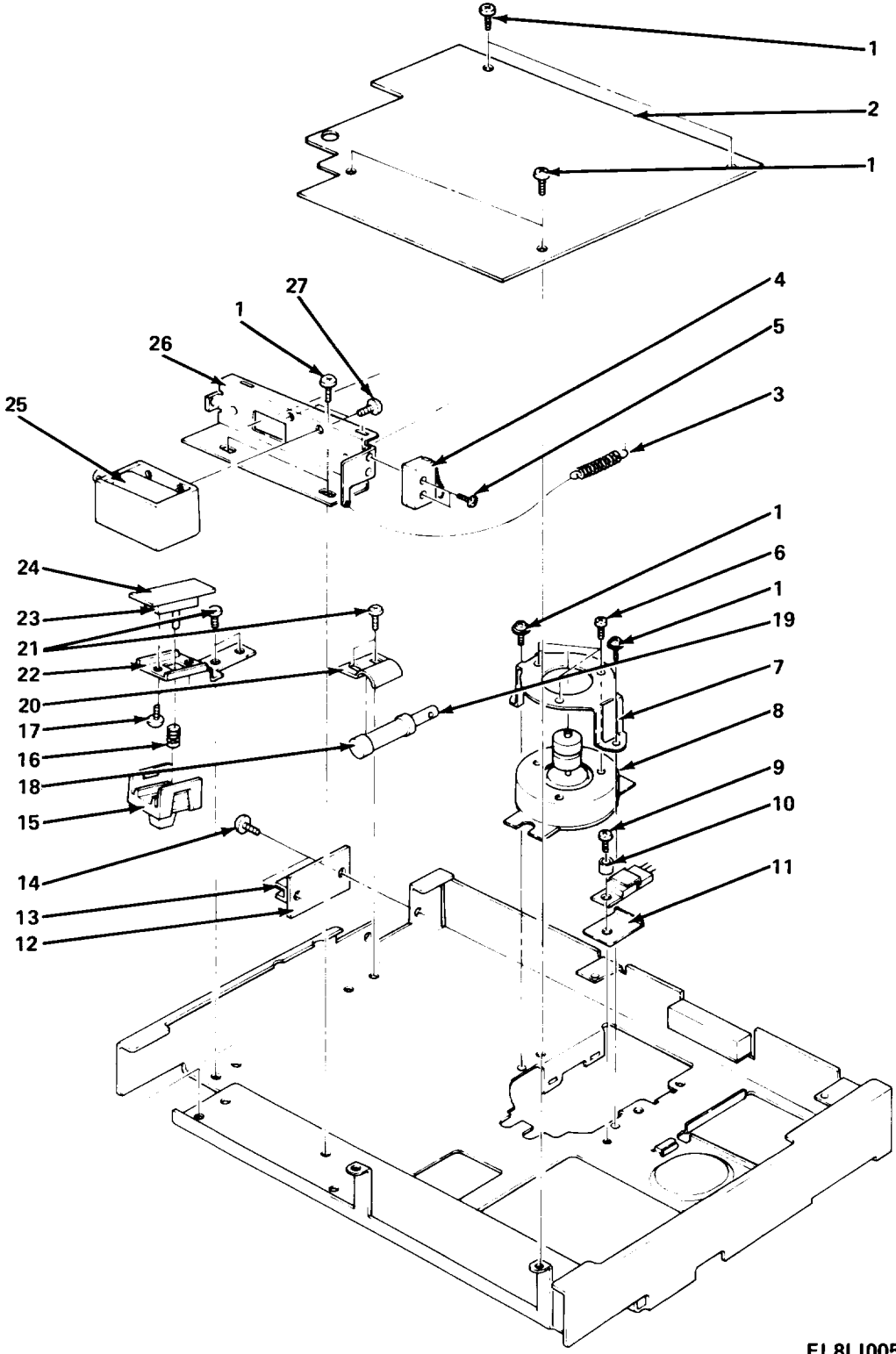
(1) ILLUSTRATION (A) FIG NO	(B) ITEM NO	(2) SMR CODE	(3) NATIONAL STOCK NUMBER	(4) FSCM	(5) PART NUMBER	(6) DESCRIPTION	(7) USABLE ON CODE U/M	(8) QTY INC IN UNIT
2	40	PAOZZ		S0482	PTPWH2.6X5	SCREW,PH W/WASHER	EA	1
2	41	XBDZZ		S0482	3-486-138-00	PIN,SLIDE	EA	1
2	42	XBDZZ		S0482	3-701-443-11	WASHER,PLASTIC	EA	2
2	43	XBDZZ		S0482	3-553-332-00	LEVER,RESET	EA	1
2	44	XBDZZ		S0482	3-143-151-00	PLATE,PIVOT	EA	1
2	45	PADZZ		S0482	3-701-437-01	WASHER,FLAT,PLASTI	EA	1
2	46	XBDZZ		S0482	X-3553-311-0	SPRING ASSY	EA	1
2	47	PADZZ		S0482	B2.6X3	SCREW,SELF LOCKING	EA	1
2	48	PAOZZ		S0482	4-446-367-11	TRANSFORMER,POWER	EA	1
2	49	PAOZZ		S0482	PS4X6	SCREW,PH W/SPR WASH	EA	2
2	50	XBDZZ		S0482	3-553-391-00	SPINDLE	EA	1
2	51	XBDZZ		S0482	1-543-096-00	HEAD,THERMAL	EA	1
2	52	XBDZZ		S0482	3-553-350-00	HOLDER,POINTER	EA	1
2	53	XBDZZ		S0482	3-465-159-XX	SPRING	EA	1
2	54	XBDZZ		S0482	X-3553-307-0	LINK,PLATE	EA	1
2	55	XADZZ		S0482	2-101-213-00	PIN,PLUNGER	EA	1
2	56	XBDZZ		S0482	1-454-069-00	SOLENOID	EA	1
2	57	XBDZZ		S0482	X-3143-018-0	LINK,LEVER	EA	1
2	58	XBDZZ		S0482	E2.5	RING,RETAINING	EA	1
2	59	XBDZZ		S0482	3-567-903-00	BRACKET,SOLENOID	EA	1
2	60	PADZZ		S0482	B3X6	SCREW,SELF LOCKING	EA	2
2	61	XBDZZ		S0482	X-3553-315-0	BOTTOM ASSY	EA	1
2	62	XBDZZ		S0482	3-485-330-11	CUSHION	EA	2
2	63	XBDZZ		S0482	3-143-111-00	HOLDER ASSY,CASS	EA	2
2	64	XBDZZ		S0482	3-567-918-00	LEVER,FORWARD	EA	1
2	65	XBDZZ		S0482	3-701-439-11	WASHER,PLASTIC	EA	1
2	66	XBDZZ		S0482	3-450-052-00	CUSHION	EA	1
2	67	XBDDD		S0482	X-3553-329-0	CHASSIS ASSY	EA	1
2	68	XBDZZ		S0482	ZMM	BALL,STEEL	EA	2
2	69	XBDZZ		S0482	3-143-110-00	PLATE,LOCK	EA	1
2	70	XBDZZ		S0482	3-143-109-00	LEVER	EA	1
2	71	XBDZZ		S0482	E3	RING,RETAINING	EA	2
2	72	XBDZZ		S0482	2-101-155-00	SPRING	EA	1



EL8LI004

Figure 3. Variable Resistor.

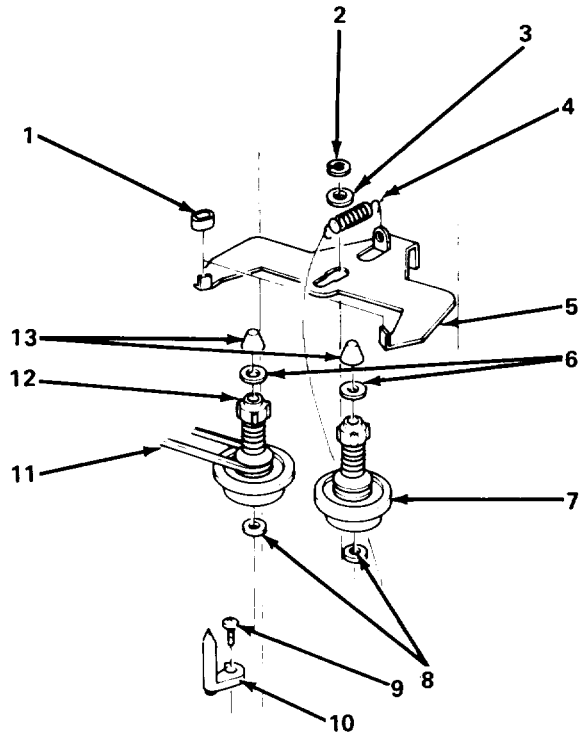
(1) ILLUSTRATION (A) FIG NO	(2) (B) ITEM NO	(3) SMR CODE	(4) NATIONAL STOCK NUMBER	(5) FSCM PART NUMBER	(6) DESCRIPTION	(7) USABLE ON CODE U/M	(8) QTY INC IN UNIT
GROUP 0101 VARIABLE RESISTER							
3	1	PADZZ		S0482 1-222-481-00	RESISTOR, VARIABLE	EA	1
3	2	PADZZ		S0482 PTT2.6X5	SCREW, TAPPING, THRE	EA	6
3	3	XBDZZ		S0482 3-553-041-00	BRACKET, VAR RES	EA	3
3	4	XBDZZ		S0482 2-080-638-00	KNOB, RESISTOR	EA	4
3	5	XBDZZ		S0482 3-143-239-00	CAP, KNOB	EA	2
3	6	PADZZ		S0482 1-224-692-XX	RESISTOR, VARIABLE	EA	1
3	7	XBDZZ		S0482 3-143-240-00	CAP, KNOB	EA	2
3	8	PADZZ		S0482 1-226-692-00	RESISTOR, VARIABLE	EA	1
3	9	PADZZ		S0482 1-552-356-00	SWITCH, SLIDE	EA	1
3	10	XADZZ		S0482 3-553-309-00	PUSHBUTTON	EA	1
3	11	XBDZZ		S0482 3-553-311-00	BRACKET, VAR RES	EA	1
3	12	PADZZ		S0482 P2.6X3	SCREW, TAPPING, THRE	EA	1
3	13	PADZZ		S0482 1-222-507-00	RESISTOR, VARIABLE	EA	1



EL8LI005

Figure 4. Motor.

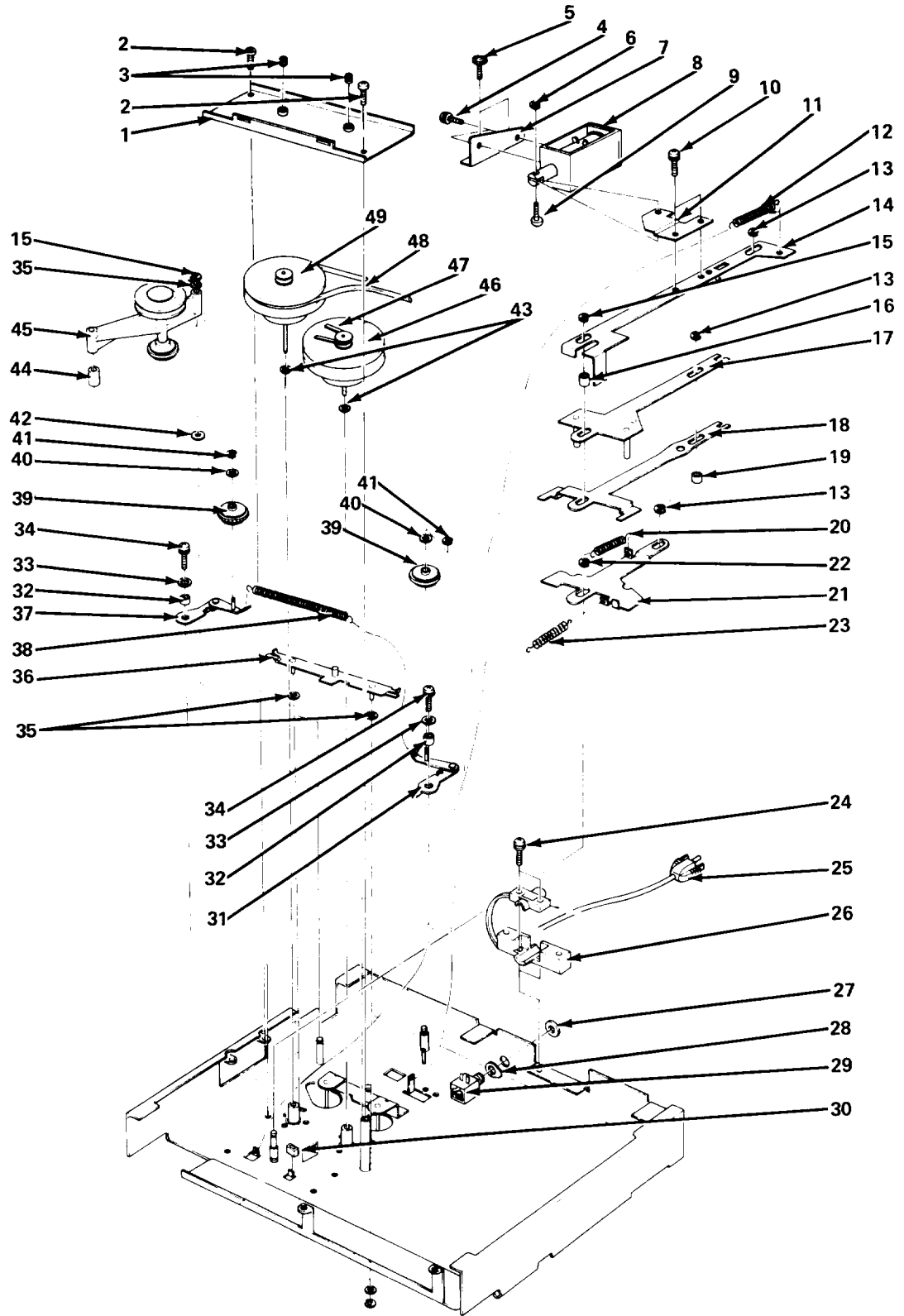
(1) ILLUSTRATION (A) FIG NO	(2) (B) ITEM NO	(3) SMR CODE	(4) NATIONAL STOCK NUMBER	(5) FSCM PART NUMBER	(6) DESCRIPTION	(7) USABLE ON CODE U/M	(8) QTY INC IN UNIT
					GROUP 0102 MOTOR		
4	1	PAOZZ	S0482	PTPWH2.6X5	SCREW,PH W/WASHER	EA	5
4	2	PAOZZ	S0482	A-3064-009-A	PRINTED CIRCUIT BO	EA	1
4	3	XBDZZ	S0482	3-538-102-00	SPRING	EA	1
4	4	PADZZ	S0482	1-552-665-00	SWITCH,SLIDE	EA	1
4	5	PADZZ	S0482	P2X10	SCREW,TAPPING,THRE	EA	2
4	6	PAHZZ	S0482	PS2.6X5	SCREW,PH W/SPR WASH	EA	2
4	7	XBHZZ	S0482	3-567-901-00	BRACKET,MOTOR	EA	1
4	8	PAHZZ	S0482	1-541-166-00	MOTOR,ASSEMBLY,ELE	EA	1
4	9	PAHZZ	S0482	PTP2.6X10	SCREW,TAPPING,THRE	EA	1
4	10	XBHZZ	S0482	2-832-007-00	BUSHING	EA	1
4	11	XBOZZ	S0482	3-703-037-00	PLATE,INSTRUCTION	EA	1
4	12	XBDZZ	S0482	1-586-047-00	BOARD,CONNECTOR	EA	1
4	13	XBDZZ	S0482	1-509-401-00	CONNECTOR,RECPT	EA	1
4	14	PADZZ	S0482	P2.6X8	SCREW,TAPPING,THRE	EA	2
4	15	XBDZZ	S0482	3-553-321-00	BUTTON,RECORD	EA	1
4	16	XBDZZ	S0482	3-553-317-00	SPRING,COMPRESSION	EA	1
4	17	PADZZ	S0482	PS2X5	SCREW,PH W/SPR WASH	EA	2
4	18	XBDZZ	S0482	X-2080-615-0	CYLINDER ASSY	EA	1
4	19	XBDZZ	S0482	2-080-634-00	ROD	EA	1
4	20	XBDZZ	S0482	2-080-636-00	HOLDER	EA	1
4	21	PADZZ	S0482	PTP2.6X5	SCREW,TAPPING,THRE	EA	4
4	22	XBDZZ	S0482	3-553-305-00	BRACKET,REC SW	EA	1
4	23	PADZZ	S0482	1-514-729-41	SWITCH,SLIDE	EA	1
4	24	PADZZ	S0482	1-600-006-00	PRINTED CIRCUIT BD	EA	1
4	25	XBDZZ	S0482	1-454-194-00	PLUNGER,SOLENOID	EA	1
4	26	XBDZZ	S0482	X-3553-327-0	BRACKET,PLUNGER	EA	1
4	27	PADZZ	S0482	B3X6	SCREW,SELF LOCKING	EA	2



EL8LI006

Figure 5. Reel Spindle.

(1) ILLUSTRATION (A) FIG NO	(2) (B) ITEM NO	(3) SMR CODE	(4) NATIONAL STOCK NUMBER	(5) FSCM PART NUMBER	(6) DESCRIPTION	(7) USABLE ON CODE U/M	(8) QTY INC IN UNIT
					GROUP 0103 REEL SPINDLE		
5	1	XBDZZ		S0482 3-535-332-00	BRAKE,RUBBER	EA	1
5	2	XBDZZ		S0482 E4	RING,RETAINIG	EA	1
5	3	XBDZZ		S0482 3-701-443-01	WASHER,PLASTIC	EA	1
5	4	XBDZZ		S0482 3-537-783-XX	SPRING	EA	1
5	5	XBDZZ		S0482 3-143-050-00	ARM,BRAKE	EA	1
5	6	XBDZZ		S0482 3-701-437-01	WASHER,PLASTIC	EA	2
5	7	XBDZZ		S0482 X-3553-323-0	SPINDLE ASSY,TAKEUP	EA	1
5	8	XBDZZ		S0482 3-701-437-21	WASHER,PLASTIC	EA	2
5	9	PADZZ		S0482 P2X6	SCREW,TAPPING,THRE	EA	1
5	10	XBDZZ		S0482 3-143-112-00	GUIDE,CASSETTE	EA	1
5	11	PADZZ		S0482 3-535-427-XX	BELT,TENSION	EA	1
5	12	XBDZZ		S0482 X-3553-324-0	SPINDLE ASSY,SUPPLY	EA	1
5	13	XBDZZ		S0482 3-535-425-00	REEL CAP	EA	2

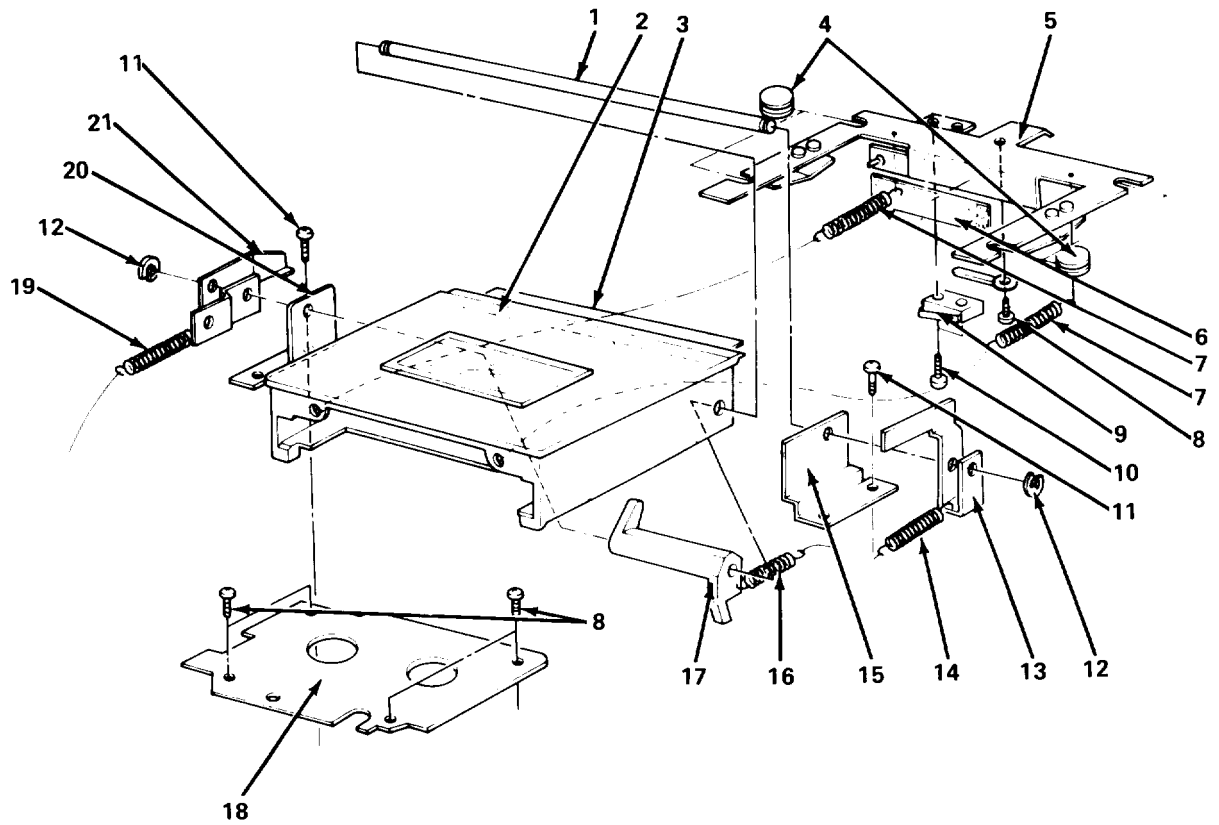


EL8LI007

Figure 6. Capstan.

(1) ILLUSTRATION (A) FIG NO	(2) (B) ITEM NO	(3) SMR CODE	(4) NATIONAL STOCK NUMBER	(5) FSCM PART NUMBER	(6) DESCRIPTION	(7) USABLE ON CODE U/M	(8) QTY INC IN UNIT
					GROUP 0104 CAPSTAN		
6	1	XBDZZ	S0482	3-553-353-00	HOLD PLATE, THRUST	EA	1
6	2	PADZZ	S0482	PTP3X8	SCREW, TAPPING, THREE	EA	2
6	3	PADZZ	S0482	3-489-073-00	SCREW, THRUST	EA	2
6	4	PADZZ	S0482	B3X6	SCREW, SELF LOCKING	EA	2
6	5	PADZZ	S0482	PTPWH2.6X5	SCREW, PH W/WASHER	EA	2
6	6	XBDZZ	S0482	E2.5	RING, RETAINING	EA	1
6	7	XBDZZ	S0482	3-143-066-00	BRACKET, SOLENOID	EA	1
6	8	XBDZZ	S0482	1-454-248-00	SOLENOID	EA	1
6	9	XADZZ	S0482	2-101-213-00	SCREW, TAPPING, THREE	EA	1
6	10	PADZZ	S0482	PSW2.6X6	SCREW, TAPPING, THREE	EA	2
6	11	XBDZZ	S0482	3-143-062-00	PLATE, LINK	EA	1
6	12	XBDZZ	S0482	3-143-067-00	SPRING	EA	1
6	13	XBDZZ	S0482	E3	RING, RETAINING	EA	3
6	14	XBDZZ	S0482	3-553-328-00	LINK, PLATE	EA	1
6	15	XBDZZ	S0482	E2	RING, RETAINING	EA	1
6	16	XBDZZ	S0482	3-143-065-00	COLLAR	EA	1
6	17	XBDZZ	S0482	X-2080-621-0	PLATE ASSY	EA	1
6	18	XBDZZ	S0482	3-143-273-00	PLATE, DRIVE	EA	1
6	19	XBDZZ	S0482	3-143-024-00	COLLAR	EA	1
6	20	XBDZZ	S0482	3-143-080-00	SPRING	EA	1
6	21	XBDZZ	S0482	3-143-068-00	BAR, SLIDE	EA	1
6	22	XBDZZ	S0482	E4	RING, RETAINING	EA	1
6	23	XBDZZ	S0482	3-556-465-00	SPRING	EA	1
6	24	PADZZ	S0482	P3X16	SCREW, TAPPING, THREE	EA	2
6	25	PADZZ	S0482	1-551-780-00	CORD, POWER, ELECTRI	EA	1
6	26	XBDZZ	S0482	3-556-081-00	CLAMP, CORD	EA	1
6	27	PADZZ	S0482	3-437-229-11	WASHER, FLAT	EA	1
6	28	PADZZ	S0482	3-437-228-00	WASHER, FLAT	EA	1
6	29	PADZZ	S0482	1-507-251-XX	CONNECTOR, PLUG, ELEC	EA	1
6	30	XBDZZ	S0482	3-535-332-00	BRAKE, RUBBER	EA	1
6	31	XBDZZ	S0482	X-3143-022-0	R-ARM ASSY	EA	1
6	32	XBDZZ	S0482	3-462-147-00	COLLAR	EA	2
6	33	PADZZ	S0482	W3	WASHER, FLAT	EA	2
6	34	PADZZ	S0482	P2.6X8	SCREW, TAPPING, THREE	EA	2
6	35	XBDZZ	S0482	3-701-439-11	WASHER, PLASTIC	EA	2
6	36	XBDZZ	S0482	X-3143-023-0	LEVER ASSY	EA	1
6	37	XBDZZ	S0482	X-3143-020-0	L-ARM ASSY	EA	1
6	38	XBDZZ	S0482	3-143-079-00	SPRING	EA	1
6	39	XBDZZ	S0482	3-553-399-00	GEAR, FR	EA	2

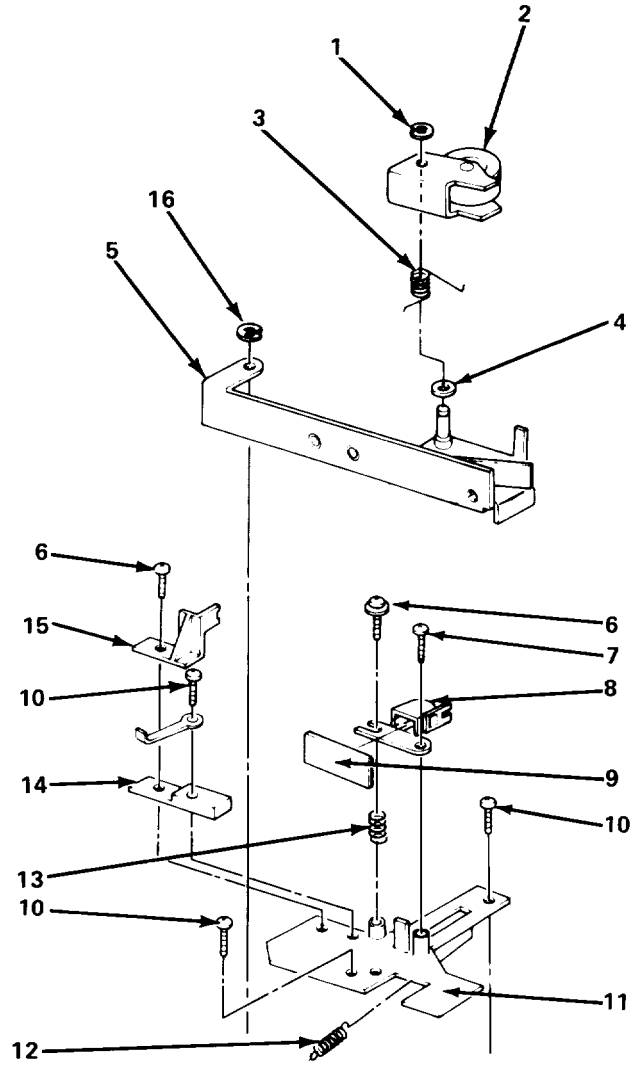
(1) ILLUSTRATION (A) FIG NO	(2) (B) ITEM NO	(3) SMR CODE	(4) NATIONAL STOCK NUMBER	(5) FSCM PART NUMBER	(6) DESCRIPTION	(7) USABLE ON CODE U/M	(8) QTY INC IN UNIT
6	40	XBDZZ		S0482 2.5MM	WASHER, PLASTIC	EA	2
6	41	XBDZZ		S0482 E1.5	RING, RETAINING	EA	2
6	42	XBDZZ		S0482 3-701-439-01	WASHER, PLASTIC	EA	2
6	43	XBDZZ		S0482 3-701-437-11	WASHER, PLASTIC	EA	2
6	44	XBDZZ		S0482 3-143-048-00	ROLLER	EA	1
6	45	XBDZZ		S0482 X-3546-609-0	ARM ASSY, TENSION	EA	1
6	46	XBDZZ		S0482 X-3553-326-0	FLYWHEEL ASSY	EA	1
6	47	PADZZ		S0482 3-143-124-00	BELT, TAKE UP	EA	1
6	48	PADZZ		S0482 3-143-123-00	BELT, CAPSTAN	EA	1
6	49	XBDZZ		S0482 X-3553-325-0	FLYWHEEL ASSY	EA	1



EL8LI008

Figure 7. Cassette Carrier Assembly.

(1) ILLUSTRATION (A) FIG NO	(2) (B) ITEM NO	(3) SMR CODE	(4) NATIONAL STOCK NUMBER	(5) FSCM	(6) PART NUMBER	(6) DESCRIPTION	(7) USABLE ON CODE	(7) U/M	(8) QTY INC IN UNIT
GROUP 0105 CASSETTE CARRIER ASSEMBLY									
7	1	XBDZZ		S0482	3-567-902-00	HOLDER, SPINDLE		EA	1
7	2	XBDZZ		S0482	X-3143-028-5	HOLDER ASSY, CASS		EA	1
7	3	XBDZZ		S0482	3-553-367-00	CUSHION		EA	1
7	4	XBDZZ		S0482	3-143-099-00	ROLLER, GUIDE		EA	2
7	5	XBDZZ		S0482	X-3553-312-0	CARRIER ASSY, CASS		EA	1
7	6	XBDZZ		S0482	3-546-692-00	CUSHION, CARRIER		EA	1
7	7	XBDZZ		S0482	3-143-114-00	SPRING		EA	2
7	8	PADZZ	5305-01-149-5369	S0482	B2X3	SCREW, SELF LOCKING		EA	3
7	9	PADZZ		S0482	1-552-664-00	SWITCH, SLIDE		EA	1
7	10	PADZZ		S0482	B2X10	SCREW, SELF LOCKING		EA	2
7	11	PADZZ		S0482	PTP2.6X5	SCREW, TAPPING, THRE		EA	2
7	12	XBDZZ		S0482	E2	RING, RETAINING		EA	1
7	13	XBDZZ		S0482	3-143-106-00	LEVER, ROTARY		EA	1
7	14	XBDZZ		S0482	2-080-660-00	SPRING		EA	1
7	15	XBDZZ		S0482	3-143-104-00	PLATE, PIVOT		EA	1
7	16	XBDZZ		S0482	3-143-116-02	SPRING		EA	1
7	17	XBDZZ		S0482	3-143-100-00	LOCK, CAM		EA	1
7	18	XBDZZ		S0482	2-080-653-00	SUB-PANEL		EA	1
7	19	XBDZZ		S0482	2-080-659-00	SPRING		EA	1
7	20	XBDZZ		S0482	3-143-103-00	PLATE		EA	1
7	21	XBDZZ		S0482	3-143-101-00	STOPPER, HOLDER		EA	1



EL8LI009

Figure 8. Record/Playback Assembly.

(1) ILLUSTRATION (A) FIG NO	(2) (B) ITEM NO	(3) SMR CODE	(4) NATIONAL STOCK NUMBER	(5) FSCM	(6) PART NUMBER	(6) DESCRIPTION	(7) USABLE ON CODE	(8) QTY INC IN UNIT
GROUP 0106 RECORD/PLAYBACK HEAD ASSEMBLY								
8	1	XBDZZ		S0482	E2	RING,RETAINING	EA	1
8	2	XBDZZ		S0482	X-3553-318-0	ROLL ASSY,PINCH	EA	1
8	3	XBDZZ		S0482	3-143-032-00	SPRING,PINCH ROLL	EA	1
8	4	XBDZZ		S0482	3-701-439-11	WASHER,PLASTIC	EA	1
8	5	XBDZZ		S0482	X-2080-619-0	PLATE ASSY	EA	1
8	6	PADZZ	5305-01-149-5371	S0482	B2X6	SCREW,SELF LOCKING	EA	2
8	7	PADZZ	5305-01-149-5372	S0482	B2X5	SCREW,SELF LOCKING	EA	1
8	8	XBDDD		S0482	8-829-376-00	HEAD,REC/PLAYBACK	EA	1
8	9	XBDZZ		S0482	1-600-387-00	PCB,HEAD	EA	1
8	10	PADZZ		S0482	P2.6X5	SCREW,TAPPING,THRE	EA	2
8	11	XBDZZ		S0482	X-3553-328-0	DECK ASSY,HEAD	EA	1
8	12	XBDZZ		S0482	3-143-025-00	SPRING	EA	1
8	13	XBDZZ		S0482	2-080-652-00	SPRING,COMPRESSION	EA	1
8	14	XBDZZ		S0482	3-567-904-00	SPACER,TAPE GUIDE	EA	1
8	15	XBDZZ		S0482	3-539-721-00	GUIDE,TAPE	EA	1
8	16	XBDZZ		S0482	E3	RING,RETAINING	EA	1

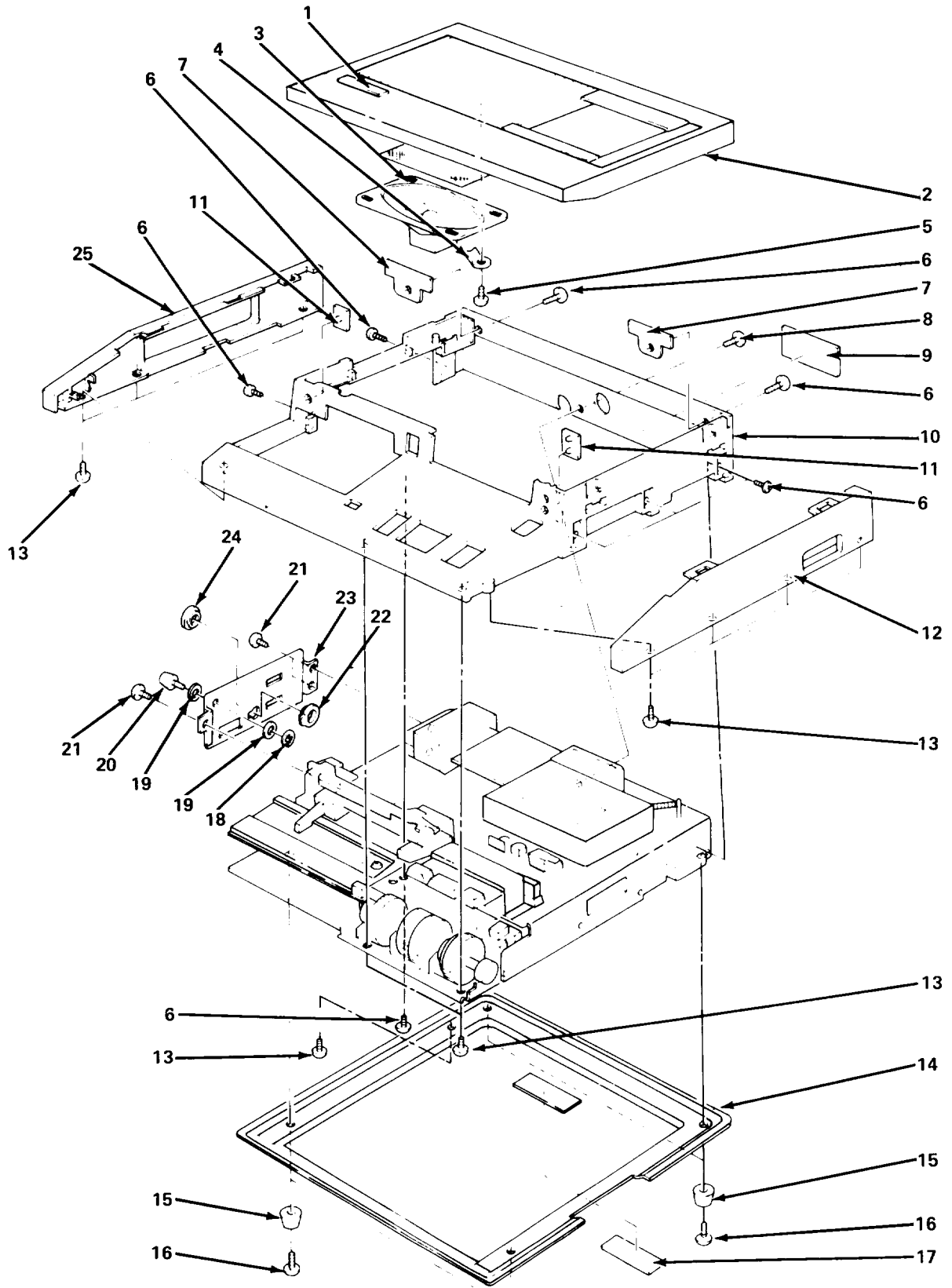


Figure 9. Chassis Assembly.

EL8LI0010

SECTION II

(1)

ILLUSTRATION

(A)

(B)

FIG

ITEM

NO

(2)

SMR

CODE

(3)

NATIONAL

STOCK

NUMBER

(4)

FSCM

(5)

PART

NUMBER

(6)

DESCRIPTION

(7)

USABLE ON CODE

(8)

QTY

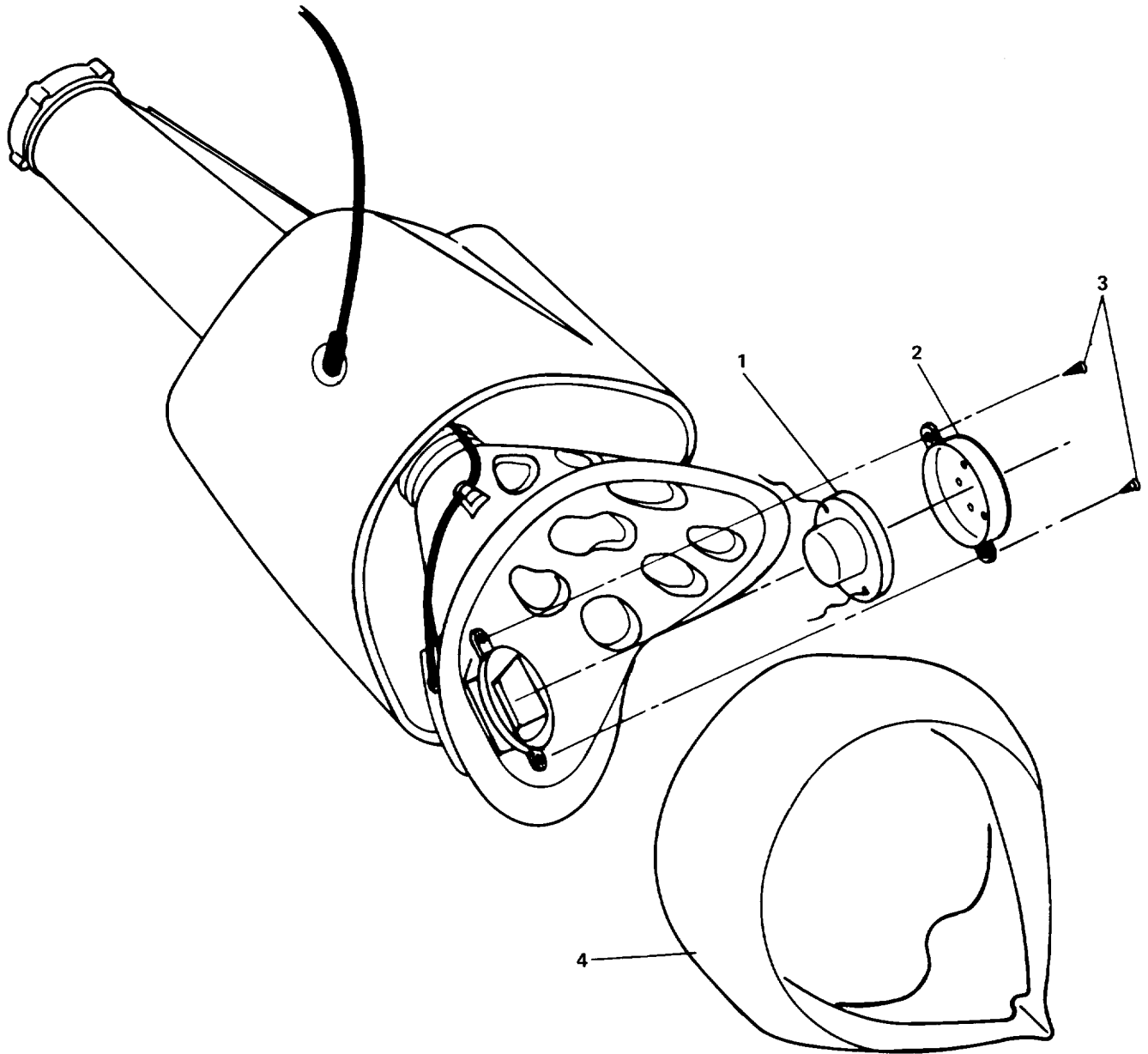
INC

IN

UNIT

GROUP 0107 CHASSIS ASSEMBLY

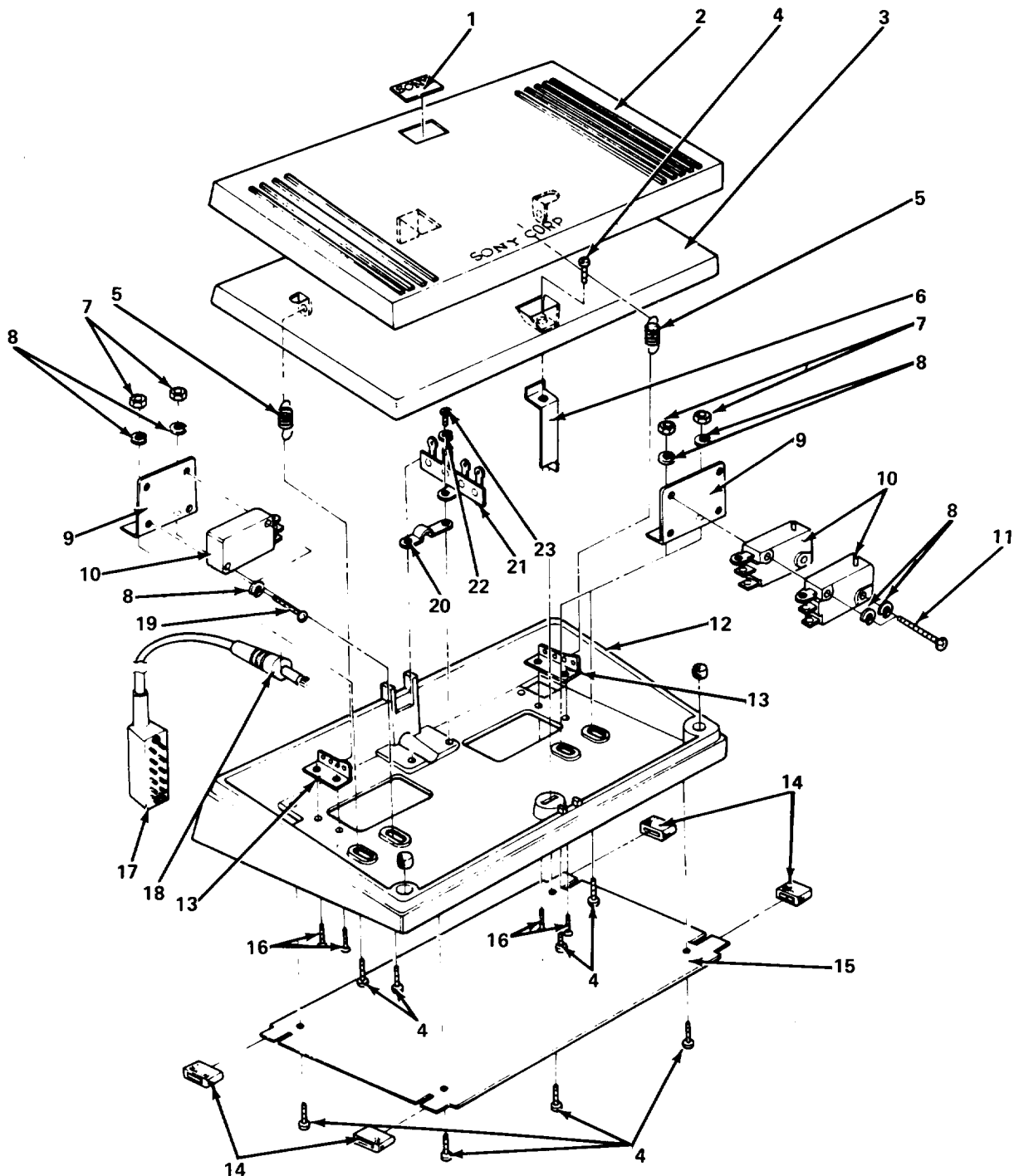
(1)	(2)	(3)	(4)	(5)	(6)	(7)	(8)
FIG NO	ITEM NO	SMR CODE	NATIONAL STOCK NUMBER	FSCM	PART NUMBER	DESCRIPTION	USABLE ON CODE U/M
9	1	XBDZZ		S0482	3-552-414-11	EMBLEM	EA 1
9	2	XBDZZ		S0482	X-3553-303-4	COVER ASSY, TOP	EA 1
9	3	PADZZ		S0482	1-502-832-00	LOUDSPEAKER ASSEMB	EA 1
9	4	XADZZ		S0482	3-845-110-00	HOLD, SPRK	EA 1
9	5	PADZZ		S0482	TAP3X6	SCREW, TAPPING, THRE	EA 4
9	6	PAHZZ		S0482	PTP3X8	SCREW, TAPPING, THRE	EA 6
9	7	XBHZZ		S0482	3-553-308-00	CLAMP	EA 2
9	8	PADZZ		S0482	PTP3X10	SCREW, TAPPING, THRE	EA 1
9	9	XBOZZ		S0482	3-567-912-00	LABEL, SP	EA 1
9	10	XBHDD		S0482	X-3553-322-0	CASE ASSY	EA 1
9	11	PADZZ		S0482	1-600-010-00	PRINTED CIRCUIT BO	EA 1
9	12	XBDZZ		S0482	X-3553-301-5	PLATE ASSY, RT SIDE	EA 1
9	13	PADZZ		S0482	TAB3X8	SCREW, TAPPING, THRE	EA 4
9	14	XBDZZ		S0482	3-553-312-00	COVER, BOTTOM	EA 1
9	15	PAOZZ		S0482	3-143-272-00	WASHER, FLAT, PLASTI	EA 4
9	16	PAOZZ		S0482	B3X12	SCREW, SELF LOCKING	EA 4
9	17	XBOZZ		S0482	3-703-043-21	LABEL, MAIN CAUTION	EA 1
9	18	XBDZZ		S0482	E2	RING, RETAINING	EA 1
9	19	PADZZ		S0482	4-020-647-00	WASHER, FLAT, PLASTI	EA 2
9	20	XBDZZ		S0482	3-553-316-00	BUTTON, RESET	EA 1
9	21	PADZZ		S0482	PTP26X5	SCREW, TAPPING, THRE	EA 2
9	22	PADZZ		S0482	3-437-228-00	WASHER, FLAT	EA 1
9	23	XBDZZ		S0482	3-553-385-00	PLATE, SWITCH	EA 1
9	24	PADZZ		S0482	3-437-229-01	WASHER, FLAT	EA 1
9	25	XBDZZ		S0482	X-3553-302-5	PLATE ASSY, LFT SIDE	EA 1



EL8LI0011

Figure 10. Stenomask.

(1) ILLUSTRATION (A) FIG NO		(2) (B) ITEM NO	(3) SMR CODE	(4) NATIONAL STOCK NUMBER	(5) PART NUMBER	(6) DESCRIPTION	(7) USABLE ON CODE	(8) QTY INC IN UNIT
						GROUP 03 STENOMASK		
10	1	PADZZ		54715	A668-AD	MICROPHONE,DYNAMIC	EA	1
10	2	XBOZZ		96642	368-108	COVER,MICROPHONE	EA	1
10	3	PAOZZ		96642	368-131-2	SCREW,SELF THREADI	EA	2
10	4	PAOZZ		96642	368-144	FACEPIECE	EA	1



EL8LI0012

Figure 11. Control Unit, Foot.

(1) ILLUSTRATION (A) FIG NO	(2) (B) ITEM NO	(3) SMR CODE	(4) NATIONAL STOCK NUMBER	(5) FSCM	(6) PART NUMBER	(6) DESCRIPTION	(7) USABLE ON CODE	(7) U/M	(8) QTY INC IN UNIT
						GROUP 06 CONTROL UNIT, FOOT			
11	1	XBOZZ		S0482	3-143-703-00	LABEL		EA	1
11	2	XBOZZ		S0482	3-143-702-00	COVER, PEDAL		EA	1
11	3	XBOZZ		S0482	3-143-701-00	PEDAL		EA	1
11	4	PAOZZ		S0482	B3X8	SCREW, SELF LOCKING		EA	9
11	5	XBOZZ		S0482	3-143-709-00	SPRING, TENSION		EA	2
11	6	XBOZZ		S0482	3-143-704-00	STOPPER		EA	1
11	7	PAOZZ		S0482	N3	NUT, PLAIN, HEX		EA	4
11	8	PAOZZ		S0482	SW3	WASHER, SPRING		EA	7
11	9	XBOZZ		S0482	3-143-706-00	BRACKET, MICROSWITCH		EA	1
11	10	PAOZZ	5930-01-087-3784	S0482	1-514-057-XX	SWITCH, SLIDE		EA	2
11	11	PAOZZ		S0482	P3X25	SCREW, TAPPING, THRE		EA	2
11	12	XBOZZ		S0482	3-143-705-00	PLATE, BASE		EA	1
11	13	XBOZZ		S0482	3-143-708-00	BRACKET		EA	2
11	14	XBOZZ		S0482	3-143-712-00	FOOT, BOTTOM		EA	4
11	15	XBOZZ		S0482	3-143-711-00	COVER, BOTTOM		EA	1
11	16	PAOZZ	5305-01-149-5275	S0482	K2.6X6	SCREW, FLAT HEAD		EA	4
11	17	PAOZZ		S0482	1-534-663-22	CORD, POWER, ELECTRI		EA	1
11	18	XBOZZ		S0482	3-143-524-00	BUSHING, CORD		EA	1
11	19	PAOZZ		S0482	P3X14	SCREW, TAPPING, THRE		EA	2
11	20	XBOZZ		S0482	3-143-523-00	CLAMP, CORD		EA	1
11	21	XBOZZ		S0482	1-536-181-00	STRIP, TERMINAL		EA	1
11	22	PAOZZ		S0482	SW2.6	WASHER, SPRING		EA	2
11	23	PAOZZ		S0482	P2.6X6	SCREW, TAPPING, THRE		EA	2

SECTION IV
 NATIONAL STOCK NUMBER AND PART NUMBER INDEX

TM11-5835-251-24P

STOCK NUMBER	FIGURE NO	ITEM NO	STOCK NUMBER	FIGURE NO	ITEM NO
5930-01-087-3784	11	10	5305-01-149-5372	8	7
5305-01-149-5275	11	16	5305-01-149-5373	2	13
5305-01-149-5369	7	8	5305-01-149-5373	2	30
5305-01-149-5371	8	6			

FSCM	PART NUMBER	FIGURE NO	ITEM NO	FSCM	PART NUMBER	FIGURE NO	ITEM NO
S0482	A-3064-009-A	4	2	S0482	W3	6	33
S0482	A-3079-059-A	2	39	S0482	X-2080-615-0	4	18
54715	A668-AD	10	1	S0482	X-2080-619-0	8	5
S0482	BM-45AE	1	4	S0482	X-2080-621-0	6	17
S0482	BM50AE	1	1	S0482	X-3143-018-0	2	57
S0482	B2.6X3	2	47	S0482	X-3143-020-0	6	37
S0482	B2.6X4	2	9	S0482	X-3143-022-0	6	31
S0482	B2.6X5	2	13	S0482	X-3143-023-0	6	36
S0482	B2.6X5	2	30	S0482	X-3143-028-5	7	2
S0482	B2.6X6	2	27	S0482	X-3143-035-0	2	20
S0482	B2X10	7	10	S0482	X-3546-609-0	6	45
S0482	B2X3	7	8	S0482	X-3553-301-5	9	12
S0482	B2X5	8	7	S0482	X-3553-302-5	9	25
S0482	B2X6	8	6	S0482	X-3553-303-4	9	2
S0482	B3X12	9	16	S0482	X-3553-307-0	2	54
S0482	B3X6	2	60	S0482	X-3553-310-0	2	12
S0482	B3X6	4	27	S0482	X-3553-311-0	2	46
S0482	B3X6	6	4	S0482	X-3553-312-0	7	5
S0482	B3X8	11	4	S0482	X-3553-314-0	2	22
S0482	DE-35	1	3	S0482	X-3553-315-0	2	61
S0482	E1.5	2	16	S0482	X-3553-318-0	8	2
S0482	E1.5	6	41	S0482	X-3553-322-0	9	10
S0482	E2	2	25	S0482	X-3553-323-0	5	7
S0482	E2	6	15	S0482	X-3553-324-0	5	12
S0482	E2	7	12	S0482	X-3553-325-0	6	49
S0482	E2	8	1	S0482	X-3553-326-0	6	46
S0482	E2	9	18	S0482	X-3553-327-0	4	26
S0482	E2.5	2	58	S0482	X-3553-328-0	8	11
S0482	E2.5	6	6	S0482	X-3553-329-0	2	67
S0482	E3	2	71	S0482	ZMM	2	68
S0482	E3	6	13	S0482	1-222-481-00	3	1
S0482	E3	8	16	S0482	1-222-507-00	3	13
S0482	E4	5	2	S0482	1-224-692-XX	3	6
S0482	E4	6	22	S0482	1-226-692-00	3	8
S0482	FS-35	1	5	S0482	1-231-325-00	2	36
S0482	HU-50	1	2	S0482	1-454-069-00	2	56
S0482	K2.6X6	11	16	S0482	1-454-179-00	2	29
S0482	N3	11	7	S0482	1-454-194-00	4	25
S0482	PSW2.6X6	6	10	S0482	1-454-248-00	6	8
S0482	PS2.6X5	4	6	S0482	1-502-832-00	9	3
S0482	PS2X5	4	17	S0482	1-507-251-XX	6	29
S0482	PS4X6	2	49	S0482	1-507-285-00	2	32
S0482	PTPWH2.6X5	2	40	S0482	1-509-401-00	4	13
S0482	PTPWH2.6X5	4	1	S0482	1-514-057-XX	11	10
S0482	PTPWH2.6X5	6	5	S0482	1-514-655-71	2	35
S0482	PTP2.6X10	4	9	S0482	1-514-729-41	4	23
S0482	PTP2.6X5	2	21	S0482	1-516-777-XX	2	34
S0482	PTP2.6X5	4	21	S0482	1-534-663-22	11	17
S0482	PTP2.6X5	7	11	S0482	1-536-181-00	11	21
S0482	PTP26X5	9	21	S0482	1-541-166-00	4	8
S0482	PTP3X10	9	8	S0482	1-543-096-00	2	51
S0482	PTP3X8	6	2	S0482	1-551-780-00	6	25
S0482	PTP3X8	9	6	S0482	1-552-356-00	3	9
S0482	PTT2.6X5	3	2	S0482	1-552-664-00	7	9
S0482	P2.6X3	3	12	S0482	1-552-665-00	4	4
S0482	P2.6X5	2	37	S0482	1-586-047-00	4	12
S0482	P2.6X5	8	10	S0482	1-600-004-00	2	31
S0482	P2.6X6	11	23	S0482	1-600-005-00	2	33
S0482	P2.6X8	4	14	S0482	1-600-006-00	4	24
S0482	P2.6X8	6	34	S0482	1-600-007-00	2	2
S0482	P2X10	4	5	S0482	1-600-008-00	2	14
S0482	P2X6	5	9	S0482	1-600-009-00	2	38
S0482	P3X14	11	19	S0482	1-600-010-00	9	11
S0482	P3X16	6	24	S0482	1-600-387-00	8	9
S0482	P3X25	11	11	S0482	1729-C	1	6
S0482	P3X8	2	1	S0482	2.5MM	6	40
S0482	SCR-1729	1	7	S0482	2-080-623-00	2	11
S0482	SW2.6	11	22	S0482	2-080-634-00	4	19
S0482	SW3	11	8	S0482	2-080-636-00	4	20
S0482	TAB3X8	9	13	S0482	2-080-638-00	3	4
S0482	TAP3X6	9	5	S0482	2-080-652-00	8	13

SECTION IV
 NATIONAL STOCK NUMBER AND PART NUMBER INDEX

TM11-5835-251-24P

FSCM	PART NUMBER	FIGURE NO	ITEM NO	FSCM	PART NUMBER	FIGURE NO	ITEM NO
S0482	2-080-653-00	7	18	S0482	3-486-138-00	2	41
S0482	2-080-659-00	7	19	S0482	3-489-073-00	6	3
S0482	2-080-660-00	7	14	S0482	3-533-354-00	2	28
S0482	2-101-155-00	2	72	S0482	3-535-332-00	5	1
S0482	2-101-213-00	2	55	S0482	3-535-332-00	6	30
S0482	2-101-213-00	6	9	S0482	3-535-425-00	5	13
S0482	2-832-007-00	4	10	S0482	3-535-427-XX	5	11
S0482	3-143-024-00	6	19	S0482	3-537-783-XX	5	4
S0482	3-143-025-00	8	12	S0482	3-538-102-00	4	3
S0482	3-143-032-00	8	3	S0482	3-539-721-00	8	15
S0482	3-143-048-00	6	44	S0482	3-546-692-00	7	6
S0482	3-143-050-00	5	5	S0482	3-546-722-00	2	10
S0482	3-143-062-00	6	11	S0482	3-552-414-11	9	1
S0482	3-143-065-00	6	16	S0482	3-553-041-00	3	3
S0482	3-143-066-00	6	7	S0482	3-553-305-00	4	22
S0482	3-143-067-00	6	12	S0482	3-553-308-00	9	7
S0482	3-143-068-00	6	21	S0482	3-553-309-00	3	10
S0482	3-143-079-00	6	38	S0482	3-553-311-00	3	11
S0482	3-143-080-00	6	20	S0482	3-553-312-00	9	14
S0482	3-143-099-00	7	4	S0482	3-553-316-00	9	20
S0482	3-143-100-00	7	17	S0482	3-553-317-00	4	16
S0482	3-143-101-00	7	21	S0482	3-553-321-00	4	15
S0482	3-143-103-00	7	20	S0482	3-553-328-00	6	14
S0482	3-143-104-00	7	15	S0482	3-553-332-00	2	43
S0482	3-143-106-00	7	13	S0482	3-553-344-00	2	4
S0482	3-143-109-00	2	70	S0482	3-553-345-00	2	8
S0482	3-143-110-00	2	69	S0482	3-553-349-00	2	3
S0482	3-143-111-00	2	63	S0482	3-553-350-00	2	52
S0482	3-143-112-00	5	10	S0482	3-553-353-00	6	1
S0482	3-143-114-00	7	7	S0482	3-553-367-00	7	3
S0482	3-143-116-02	7	16	S0482	3-553-385-00	9	23
S0482	3-143-123-00	6	48	S0482	3-553-386-00	2	19
S0482	3-143-124-00	6	47	S0482	3-553-387-00	2	18
S0482	3-143-139-00	2	17	S0482	3-553-391-00	2	50
S0482	3-143-140-00	2	15	S0482	3-553-399-00	6	39
S0482	3-143-149-00	2	6	S0482	3-556-081-00	6	26
S0482	3-143-151-00	2	44	S0482	3-556-465-00	6	23
S0482	3-143-158-00	2	23	S0482	3-567-901-00	4	7
S0482	3-143-159-00	2	24	S0482	3-567-902-00	7	1
S0482	3-143-167-00	2	5	S0482	3-567-903-00	2	59
S0482	3-143-235-00	2	26	S0482	3-567-904-00	8	14
S0482	3-143-239-00	3	5	S0482	3-567-912-00	9	9
S0482	3-143-240-00	3	7	S0482	3-567-918-00	2	64
S0482	3-143-272-00	9	15	S0482	3-701-437-01	2	45
S0482	3-143-273-00	6	18	S0482	3-701-437-01	5	6
S0482	3-143-523-00	11	20	S0482	3-701-437-11	2	7
S0482	3-143-524-00	11	18	S0482	3-701-437-11	6	43
S0482	3-143-701-00	11	3	S0482	3-701-437-21	5	8
S0482	3-143-702-00	11	2	S0482	3-701-439-01	6	42
S0482	3-143-703-00	11	1	S0482	3-701-439-11	2	65
S0482	3-143-704-00	11	6	S0482	3-701-439-11	6	35
S0482	3-143-705-00	11	12	S0482	3-701-439-11	8	4
S0482	3-143-706-00	11	9	S0482	3-701-443-01	5	3
S0482	3-143-708-00	11	3	S0482	3-701-443-11	2	42
S0482	3-143-709-00	11	5	S0482	3-703-037-00	4	11
S0482	3-143-711-00	11	15	S0482	3-703-043-21	9	17
S0482	3-143-712-00	11	14	S0482	3-845-110-00	9	4
S0482	3-437-228-00	6	28	96642	368-108	10	2
S0482	3-437-228-00	9	22	96642	368-131-2	10	3
S0482	3-437-229-01	9	24	96642	368-144	10	4
S0482	3-437-229-11	6	27	S0482	4-020-647-00	9	19
S0482	3-450-052-00	2	66	S0482	4-446-367-11	2	48
S0482	3-462-147-00	6	32	96642	50	1	8
S0482	3-465-159-XX	2	53	S0482	8-829-376-00	8	8
S0482	3-485-330-11	2	62				

RECOMMENDED CHANGES TO EQUIPMENT TECHNICAL PUBLICATIONS



THEN JOT DOWN THE DOPE ABOUT IT ON THIS FORM. CAREFULLY TEAR IT OUT. FOLD IT AND DROP IT IN THE MAIL!

SOMETHING WRONG WITH THIS PUBLICATION?

FROM (PRINT YOUR UNIT'S COMPLETE ADDRESS)
 Commander
 Stateside Army Depot
 ATTN: AMSTA-US
 Stateside, N.J. 07703

DATE SENT
 10 July 1975

PUBLICATION NUMBER

TM 11-5840-340-20P

PUBLICATION DATE

23 Jan 78

PUBLICATION TITLE

Radar Set AN/PRC-76

BE EXACT PIN-POINT WHERE IT IS

PAGE NO	PARA-GRAPH	FIGURE NO	TABLE NO
33			
44		19	
45			

IN THIS SPACE TELL WHAT IS WRONG AND WHAT SHOULD BE DONE ABOUT IT:

For item 2, change the NSN to read: 5835-00-134-9186.
Reason: Accuracy.

Identify the cover on the junction box (item no. 5).
Reason: It is a separate item and is not called out on figure 19.

Add the cover of the junction box as an item in the listing for figure 19.
Reason: Same as above

EXAMPLE

PRINTED NAME GRADE OR TITLE AND TELEPHONE NUMBER
 SSG I. M. DeSpirit of 999-1776

SIGN HERE

TEAR ALONG PERFORATED LINE

FILL IN YOUR
UNIT'S ADDRESS

FOLD BACK

DEPARTMENT OF THE ARMY

OFFICIAL BUSINESS

SAMPLE

Commander
US Army Communications-Electronics Command
and Fort Monmouth
ATTN: DRSEL-ME-MP
Fort Monmouth, New Jersey 07703

TEAR ALONG PERFORATED LINE

RECOMMENDED CHANGES TO EQUIPMENT TECHNICAL PUBLICATIONS

SOMETHING WRONG WITH THIS PUBLICATION?



THEN...JOT DOWN THE DOPE ABOUT IT ON THIS FORM. CAREFULLY TEAR IT OUT, FOLD IT AND DROP IT IN THE MAIL.

FROM: (PRINT YOUR UNIT'S COMPLETE ADDRESS)

DATE SENT

PUBLICATION NUMBER

TM 11-5835-251-24P

PUBLICATION DATE

22 Sep 83

PUBLICATION TITLE

Recorder-Reproducer Set, Sound
AN/TNH-23A

BE EXACT PIN-POINT WHERE IT IS

PAGE NO.	PARA-GRAPH	FIGURE NO.	TABLE NO.

IN THIS SPACE TELL WHAT IS WRONG AND WHAT SHOULD BE DONE ABOUT IT:

TEAR ALONG PERFORATED LINE

PRINTED NAME GRADE OR TITLE AND TELEPHONE NUMBER

SIGN HERE

FILL IN YOUR
UNIT'S ADDRESS

FOLD BACK

DEPARTMENT OF THE ARMY

OFFICIAL BUSINESS

Commander
US Army Communications-Electronics Command
and Fort Monmouth
ATTN: DRSEL-ME-MP
Fort Monmouth, New Jersey 07703

TEAR ALONG PERFORATED LINE

RECOMMENDED CHANGES TO EQUIPMENT TECHNICAL PUBLICATIONS



SOMETHING WRONG WITH THIS PUBLICATION?

THEN...JOT DOWN THE DOPE ABOUT IT ON THIS FORM. CAREFULLY TEAR IT OUT, FOLD IT AND DROP IT IN THE MAIL.

FROM: (PRINT YOUR UNIT'S COMPLETE ADDRESS)

DATE SENT

PUBLICATION NUMBER

TM 11-5835-251-24P

PUBLICATION DATE

22 Sep 83

PUBLICATION TITLE

Recorder-Reproducer Set, Sound AN/TNH-23A

BE EXACT PIN-POINT WHERE IT IS

PAGE NO.	PARA-GRAPH	FIGURE NO.	TABLE NO.

IN THIS SPACE TELL WHAT IS WRONG AND WHAT SHOULD BE DONE ABOUT IT:

TEAR ALONG PERFORATED LINE

PRINTED NAME GRADE OR TITLE AND TELEPHONE NUMBER

SIGN HERE

DA FORM 2028-2
1 JUL 79

PREVIOUS EDITIONS ARE OBSOLETE

P.S.--IF YOUR OUTFIT WANTS TO KNOW ABOUT YOUR RECOMMENDATION MAKE A CARBON COPE OF THIS AND GIVE IT TO YOUR HEADQUARTERS.

FILL IN YOUR
UNIT'S ADDRESS

FOLD BACK

DEPARTMENT OF THE ARMY

OFFICIAL BUSINESS

Commander
US Army Communications-Electronics Command
and Fort Monmouth
ATTN: DRSEL-ME-MP
Fort Monmouth, New Jersey 07703

TEAR ALONG PERFORATED LINE

RECOMMENDED CHANGES TO EQUIPMENT TECHNICAL PUBLICATIONS



THEN...JOT DOWN THE DOPE ABOUT IT ON THIS FORM. CAREFULLY TEAR IT OUT, FOLD IT AND DROP IT IN THE MAIL.

SOMETHING WRONG WITH THIS PUBLICATION?

FROM: (PRINT YOUR UNIT'S COMPLETE ADDRESS)

DATE SENT

PUBLICATION NUMBER

TM 11-5835-251-24P

PUBLICATION DATE

22 Sep 83

PUBLICATION TITLE

Recorder-Reproducer Set, Sound AN/TNH-23A

BE EXACT PIN-POINT WHERE IT IS

PAGE NO.	PARA-GRAPH	FIGURE NO.	TABLE NO.
----------	------------	------------	-----------

IN THIS SPACE TELL WHAT IS WRONG AND WHAT SHOULD BE DONE ABOUT IT:

TEAR ALONG PERFORATED LINE

PRINTED NAME GRADE OR TITLE AND TELEPHONE NUMBER

SIGN HERE

DA FORM 2028-2
1 JUL 79

PREVIOUS EDITIONS ARE OBSOLETE

P.S.—IF YOUR OUTFIT WANTS TO KNOW ABOUT YOUR RECOMMENDATION MAKE A CARBON COPE OF THIS AND GIVE IT TO YOUR HEADQUARTERS.

FILL IN YOUR
UNIT'S ADDRESS

FOLD BACK

DEPARTMENT OF THE ARMY

OFFICIAL BUSINESS

Commander
US Army Communications-Electronics Command
and Fort Monmouth
ATTN: DRSEL-ME-MP
Fort Monmouth, New Jersey 07703

TEAR ALONG PERFORATED LINE

By Order of the Secretary of the Army:

Official:

ROBERT M. JOYCE
Major General, United States Army
The Adjutant General

JOHN A. WICKMAN JR.
General, United States Army
Chief of Staff

Distribution:

To be distributed in accordance with special list.

ACCT. NO.	A0331	11	CYS	ACCT. NO.	F0863	2	CYS
	A0049	1	CY		H0534	1	CY
	A1095	2	CYS		J0320	5	CYS
	B0539	4	CYS		J0554	1	CY
	C0214	2	CYS		J0647	1	CY
	D0298	14	CYS		J0861	10	CYS
	D0741	1	CY		K0026	2	CYS
	D0774	1	CY		K0546	30	CYS
	E0725	1	CY		L0145	1	CY
	E0881	2	CYS		M0497	3	CYS
	E0922	2	CYS		R0531	2	CYS
	F0658	1	CY		R0698	2	CYS
	F0735	10	CYS		S0392	3	CYS
	F0754	1	CY				

